


## GENERAL RECOMMENDATIONS



### SILAGE STRETCH FILM CHECK LIST

**1)** Make sure the bales are optimally pressed. The shape and mesh coverage should be considered.

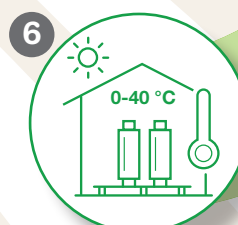


**2)** Bales should be wrapped with stretch film immediately after pressing, within 2 hours at the latest.

**3)** The baler cutting mechanism blade should be kept in perfect condition for a clean cut of the film after wrapping, thus avoiding long film tails.



**6)** Reels should be kept in its original packaging, in a cool, dry and well-ventilated area between 0°C and 40°C; clean and hygienic storage conditions are suggested; Do not store under direct sun light.



**4)** Cleaning and adjusting the pre-stretch rollers. In general, observe the basic machine settings or manufacturer information.



**5)** Handle the reel with care. Sharp objects can damage the film.



WATCH  
OUR VIDEO

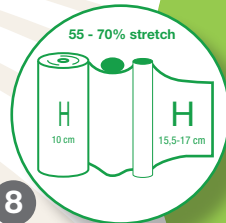
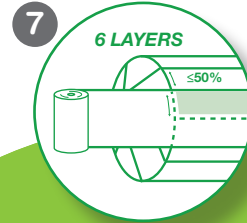


For more info:  
[sales@hipac.it](mailto:sales@hipac.it)

## FILM APPLICATION

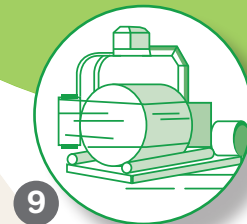
**7)** It is recommended to apply at least 6 layers of film, with a 50% overlap. It is possible to reduce the width of the film by up to 20% of the original width.

At least 6 layers to support the high speed and pressure performance of the latest generation machines; at least 6 layers to protect/preserve masses that are too wet or too dry, excesses due to climate change.



**8)** The wrapping tension has to be set to a value not exceeding 70%.

The final film width, measured on the bale, should be not less than 400 mm with 500 mm film and not less than 600 mm with 750 mm film. If the film width is outside these limits, stop and check. The rollers of the pre-stretch unit should be cleaned regularly according to the machine instructions.



**9)** The height of the pre-stretch unit of the wrapping machine should be adjusted so that the center points of the bale and film reel are horizontally aligned. Thread and attach the film as per wrapper instructions.



For more info:  
[sales@hipac.it](mailto:sales@hipac.it)

**12)** Cover and protect the stack from birds, applying an anti-bird net. If necessary, keep livestock out of the stack by fencing. Check the stack regularly and repair any damage immediately. Use bales within 12 months of packing.



## SILAGE STRETCH FILM CHECK LIST

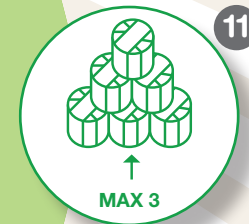
### BALES STORAGE

**10)** Stack the bales immediately after wrapping, within 12 hours at the latest.

It is very important to maintain uniformity of wrapping/adhesion/compaction.



**11)** Do not stack more than 3 bales, creating a sort of pyramid.



### FILM DISPOSAL

Recyclability: Hipac silage stretch film has been designed to be 100% recyclable.